

Ten Locations in San Francisco, Marin, San Mateo and Contra Costa

Richmond District
3rd Avenue between
Geary & Clement
(415) 752-1614

Marina District
3237 Pierce Street
Chestnut & Lombard
(415) 440-1000

San Rafael
1580 Lincoln Ave. just off
Hwy. 101
(415) 453-3977

Kentfield
700 Sir Francis Drake Blvd.
at Wolfe Grade
(415) 454-0262

San Bruno
675 El Camino Real
(650) 869-6000
3 blocks south of I-380

Sunset District
2700 Sloat Blvd.
46th & Sloat Blvd.
(415) 566-4415

Novato
2000 Novato Blvd.
at Wilson
(415) 897-2169

Mill Valley
657 E. Blithedale at Lomita
(415) 388-0102
401 Miller Ave. at La Goma
(415) 388-0365

Danville
828 Diablo Road at El Cerro
(925) 743-0288
M-Sat hours: 8 to 6:30pm
Sun hours: 9 to 5

Garden Design Department
401 Miller, Mill Valley
(415) 388-3754

Open 7 days a week 8:30 am to 6:30 pm
Visit Sloat on the Web: www.sloatgardens.com



420 Coloma Street
Sausalito, CA 94965-1428



Pre-Sorted
Standard
U.S. Postage
Paid
StrahmCom

Printed on
recycled paper
using soy
based ink!

**Don't Forget Mother's Day (May 11th)
& Father's Day (June 15th).**
Stop by Sloat for great gift ideas!

Great plants and great advice to help them grow!

8 SLOAT NOTEBOOK *May/June 2008*

Spring Gardening Guide

MAY

Plant

- Plant annuals like petunias, marigolds, begonias, lobelia, coleus and other summer color.
- Plant edibles like pumpkins, squash, sunflowers, and melons.
- Select garden-ready blooming roses and perennials.



Fertilize

- Fertilize rhododendrons, azaleas and camellias with **E.B. Stone Organics Azalea, Camellia & Gardenia Food**.
- Give vegetables a boost with **E.B. Stone Organics Tomato and Vegetable Food** plus **E.B. Stone Agricultural Lime** to add calcium.
- Use a time-release fertilizer such as **Osmocote** for your container plants.

Prune/Maintain

- Prune spring-flowering shrubs after

bloom is past.

- Mulch vegetable and flower beds with **Sloat Forest Mulch Plus** to control weeds and conserve moisture.
- Freshen up containers and replace spent cooler-weather annuals with blooming 4-inch perennials such as verbena, calibrachoa, bacopa and nemesia.
- Release ladybugs and other beneficial insects to help control aphids, mites, whiteflies, and other garden pests.

JUNE

Plant

- Warm season annuals abound. Plant zinnia, salvias, cosmos, lisianthus, portulaca and more.
- Plant herbs in pots for use in the kitchen.



Fertilize

- Your spring plantings are probably getting hungry. Feed with all-purpose fertilizers such as **EB Stone Organics** and **Maxsea**.
- Feed your lawn with high nitrogen fertilizer like **Nature's Green Lawn Food**.



Prune/Maintain

- Continue to deadhead roses, shrubs and other flowers with a new pair of **Felco pruners** to encourage new blooms.
- Mulch shrubs and beds to conserve moisture. Try **GreenAll Microbark** for its beauty and utility.
- Make sure vegetables are supported with cages, stakes, or trellises.
- Check early-bearing fruit trees for heavily laden branches. Support or thin trees now to prevent branches from breaking.

About this Newsletter: The Gardener's Notebook is published quarterly by Sloat Garden Center for the education and enjoyment of Bay Area gardeners. Information is collected from Sloat's expert staff, current horticultural publications and Sunset's Western Garden Book. Send address corrections to: 420 Coloma Street, Sausalito, CA 94965.



Gardener's Notebook

Volume 21, No. 3

News, Advice & Special Offers for Bay Area Gardeners

May/June 2008



good reasons to garden this spring

1. To put all I learned about photosynthesis in 6th grade to good use
2. Stopping to smell the roses
3. Being outdoors in the sunshine
4. Because carnivorous plants are cool
5. Introducing my children to gardening
6. Delighting in the joy of nurturing a plant
7. Having bulbs come back year after year
8. He/she who gardens is never bored
9. Growing native plants
10. Worms!
11. Creating art with plants
12. Waiting for new plant introductions each spring
13. Because garden gloves are sexy
14. It keeps me young
15. Trading plants with friends & neighbors
16. Being a good steward of my patch of earth
17. Growing my own blueberries for muffins
18. It's relaxing, an antidote to my busy life
19. Marvel at how the 4" rosemary planted a few years ago has grown to 4' across
20. Noticing how my favorite annual has reseeded in another part of the garden
21. Finding out that I like yellow and orange flowers after all
22. Listening to the gentle hum of bees while working
23. Finding salamanders under a rock
24. Smelling the sweet fragrance of pineapple sage foliage
25. Discovering the thyme planted last summer made it to spring
26. Finding the chrysalis of Monarch butterflies on milkweed
27. Making a sunny spot for a lazy cat
28. Reading a recipe and realizing I have all the herbs listed growing in my garden
29. Listening to those territorial little hummingbirds argue
30. Counting housefinches eating aphids in the abutilon
31. Watching my grandfather and young son pull weeds side by side
32. Seeing a tiny bird's nest up in a tree
33. Petting the leaf of my fuzzy-leafed mint geranium to get that minty smell
34. Brushing against lavender bushes on the garden path
35. Collecting aphids for the pet geckoes and anoles
36. Because my grandma did it
37. Watching my kids eat mandarins one after the other (and leaving the peels on the ground)
38. Looking closely at syrphid flies and ladybugs
39. Creating a place to sit and watch the sunset
40. Being surprised by a big orange centipede
41. Starting the compost heap for a new season
42. Following a snail track to find its hiding place
43. Finding that I still have my bathrobe and slippers on after working more than an hour in the garden
44. Seeing the Buddleja covered with dozens of butterflies
45. Creating wondrous bouquets of foliage and flowers
46. Growing pumpkins from the Jack O Lantern "guts" buried in the fall
47. Planning a different color theme of flowers each spring
48. Replanting your favorite container
49. Hatching praying mantis
50. Planting sunflowers



Sloat turns 50!



Give 'em a whirl!

Take an adventure in your garden this weekend: welcome new or unfamiliar plants and just see what happens.

The following plants are ideally suited to be planted together. They're low maintenance and they provide a full color palette and texture spectrum. From the soft, Flower Carpet Rose to the spiky Dianella to the full Hebe. Choose a few and see what happens!



Dianella Tas Red

Unique foliage is green with yellow tones and red base. Color becomes more acute in colder months, fades to green in summer. Red stems in spring produce showy flowers followed by purple berries. Evergreen perennial. Full sun to heavy shade. Fast growth to 1½ ft tall and wide.



Dianella Baby Bliss

A compact, extremely versatile and easy-care selection with blue-green foliage and pale violet spring flowers followed by attractive purple berries. An excellent mass planting or border in front of shrubs. Tolerates most any soil and salt spray. Forms small clumps 1 foot tall, 6 inches wide. Evergreen.



Midnight Dutchess Hydrangea

Lustrous dark green foliage densely spaced along the ultra purple-black stems with large white to pink lacecap flowers. A striking specimen for cottage and woodland gardens. Disease resistant foliage. Moderate growing 4 to 6 ft. high and wide. Partial sun. Deciduous.



Mini Penny Hydrangea

Large pink to blue mophead flowers change color with soil acidity. Blooms continuously through the season on a dwarf, compact form. Small stature is perfect for containers. Highly disease resistant foliage. Deciduous. Partial sun. Fast growth 2 to 3 feet tall, 3 to 4 feet wide.



Pittosporum Marjorie Channon

Light green leaves with cream-colored margins on black stems form a bushy hedge. Honey-scented half inch brown flowers bloom over spring and summer. Evergreen shrub. Full to partial sun. Slow growing 8 to 12 feet tall, 6 to 8 feet wide.



Hebe Wiri Blush

Close to the perfect evergreen flowering shrub. Heavy blooming with hot pink flowers in spring through early summer. Tidy compact form and rich deep green glossy foliage add zest to dull beds. Absolutely thrives in containers. Evergreen. Full sun on coast, part shade inland. Moderate to fast growth to 3 ft tall, 4 ft wide.



Flower Carpet Rose Scarlet

Easy care ground cover shrub produces masses of brilliant, scarlet-red flowers from spring through fall. Flowers up to 10 months in warmer climates. Glossy, dark green foliage is resistant to mildew and black spot. Fast growing, spreading shrub 2 to 3 ft. tall, 3 ft. wide. Full sun. Deciduous.



Flower Carpet Rose Pink Surprise

Lovely pink blooms tinged with white are displayed over an extra long flowering period. No fancy pruning, these low-growing, densely branched shrubs are resistant to black spot and mildew. Deciduous. Full sun. Moderate grower to 24 inches tall and 36 inches wide.



Loropetalum Pipa's Red

Very rich burgundy leaves are the perfect foil for the hot pink, fringe-like flowers which appear heaviest in spring, but continue lightly through summer into fall. A superb foundation or accent plant or hedge. At home in Asian and tropical gardens. Evergreen.



Queen of Pearls Hydrangea

Clean, glistening white mop-head flowers practically glow above the lustrous dark green leaves. Flowers do not typically show pink as they age. Disease resistant foliage. Moderate growing 4 to 6 ft. high and wide. Partial sun. Deciduous.



Company Spotlight: Bonide works for your garden

Bonide supplies Sloat with popular products like All Seasons Horticultural Oil, MoleMax and all natural Orchard Spray. We asked Bonide Vice President of Sales and Marketing Tom Feldmann about the company.

How did Bonide get its start?



**Bonide president
Jim Wurz**

In 1926 the Wurz brothers traveled the dirt roads of America in their Model-T, selling 5-gallon pails of dairy & cattle sprays to farmers and feed stores. The brothers would collect sales orders all summer until the roads washed out. Through the winter months they produced their merchandise and come spring they shipped their orders before setting out again for the summer selling season. What we are today is a 3rd generation family business that produces 350 products. Our primary customer base is independent garden centers across the coun-



ty. By design and philosophy we have always served the needs of independent stores, which is where gardeners really need to go to get answers as well as products. Sloat is right up our alley.

What is your philosophy on producing green products?

We've been selling natural products for 50 years. Green starts at the factory. We have a state of the art production facility in upstate New York that meets and exceeds environmental regulatory requirements - it is used as a model by the state of New York for product stewardship. This company accepts the responsibility of manufacturing pesticides. We take it very seriously and we produce products very carefully for our employees sake and the environment's sake. This factory is extraordinary as far as the efforts we go to make sure there is no contamination.

What makes Bonide a special company?
Reason number one: we make products that work...that's our primary goal. It's hard to think of good guys in the pesticide industry because it's a disliked industry, but we want to be the good guys. And to that end, I would ask anyone buying our products to use them responsibly, which means to follow the label directions.

Which of your products is most popular in the Bay Area?

Mole Max. It's part of a collection of products that are made from all natural ingredients. It's an animal repellent and will repel moles, voles, gophers, rabbits, skunks and even armadillos. The active ingredient is castor oil. You sprinkle it out and water it in and that releases the castor oil, which penetrates the soil surface and that makes it unpleasant for them and they find somewhere else to go. The only problem is that your neighbors might get mad when those gophers show up in their yards.



MAY THROUGH AUGUST SEMINARS

Save Water-Learn Drip Irrigation

Tom Bressan demonstrates how easy it is to put in your own drip system.
May 7—Sloat Blvd., Wed., 6:30 pm
May 24—Miller Ave. Sat., 10 am
June 1—Kentfield, Sun, 11 am

Composting

Learn how to recycle kitchen scraps, yard cuttings, and reduce landfill waste.
May 10—Danville, Sat. 10 am
July 5—San Rafael, Sat. 10 am
July 12—Kentfield, Sat. 10 am
July 12—San Bruno, Sat. 10 am
July 19—Miller Ave, Sat. 10 am
July 30—Sloat Blvd., Wed. 6:30 pm

Reblooming Orchids

Glenn Smith discusses fertilizer / light issues.
May 17—Danville, Sat., 11 am
July 2—Sloat Blvd., Wed., 6:30 pm
Aug. 3—Novato, Sun., 10 am
Aug. 10—Miller Ave., Sun., 10 am
Aug. 17—Kentfield, Sun., 10 am

Edible Containers

Designer Jennie Strobel shows how to grow your own veggies with limited space.
May 24—San Rafael, Sat., 10 am
June 8—Danville, Sun., 10 am
June 15—Miller Ave., Sun., 10 am

Pruning Flowering Perennials

Marie Miller discusses the correct techniques to keep perennials in good shape.
May 10—San Rafael, Sat., 10 am
May 21—Sloat Blvd. Wed., 6:30 pm
May 31—Miller Ave., Sat., 10 am

Pruning/Culture of Citrus

Marie Miller shares how and when to prune citrus as well as feeding/care.
June 7—San Rafael, Sat., 10 am
June 11—Sloat Blvd., Wed., 6:30 pm
June 28—Miller ave., Sat., 10 am

Design with Succulents

Mary Te Selle shows delightful ways to use these great textural plants and save water!
June 25—Sloat Blvd., Wed., 6:30 pm
June 28—Novato, Sat., 10 am
July 12—Miller Ave., Sat., 10 am
July 26—Kentfield, Sat., 10 am

Monet Garden Containers

Cindy Bonilla, CCN Pro, creates living art with succulents.
Aug. 2—Miller Ave., Sat., 10 am
Aug. 6—Sloat Blvd., Wed., 6:30 pm

Bug-Eating Plants

Aug. 10—Kentfield, Sun., 10 am
Aug. 17—Danville, Sun., 10 am
Aug. 24—Miller Ave., Sun., 10 am

SPECIAL Seminars Propagation 101

Gus Broucuret (teacher and lifelong landscaper) discusses propagation and demonstrates grafting & budding techniques.
May 14—Sloat Blvd., Wed., 6:30 pm

Hungry Owl Project

Do you have gophers? Maggie Rufo will discuss the role of predators and their ability to control rodents. Learn how to encourage and provide habitat for these helpful predators.
June 29—Sloat Blvd., Sun., 10 am

*Attendance is limited. Please call ahead to the seminar location to reserve a seat.
Seminar fee is \$5. (Gardener's Reward Program members are free.)*

Fabulous furniture arriving May 2008

Jump into summer with beautiful eucalyptus furniture available at Sloat. Eucalyptus is a tropical hardwood that is dense, durable and resistant to rot. Because it grows very fast, it's a more affordable and durable option than Teak, but has a similar luster to Teak. It resists water and moisture, making it an ideal choice for outdoor furniture.

The Eucalyptus used in our furniture is specially harvested using responsible forest management techniques and is FSC certified. This certification guarantees that forests are managed in a way that will assure the long-term availability of wood while protecting the health of forests and the natural resources they contain and support.

Left to right: Banana Bench, Adirondack Chair, Dover Sun Lounger, Verona 2 Seater Bench



Ideas to compliment your patio

- Create container plantings using color, texture and height around patio furniture
- Set bird feeders around patio areas to watch birds feed and sing
- Create outdoor living spaces with rugs, furniture and tables
- Purchase a pre-planted flowering container at any Sloat location

Cure the creepy crawlies with Sluggo Plus



Sluggo Plus is the newest introduction from the folks at Sluggo. It kills earwigs, cutworms, sowbugs and pillbugs as well as slugs and snails. Plus, it even remains effective after rainfall.

This new bug, slug and snail control was developed with families and pets in mind. It is highly effective at killing targeted pests while being environmentally friendly.


Unlike conventional bug baits, Sluggo Plus can be used around fruits and vegetables (which makes it perfect for edible landscaping) and on lawns, gardens and in greenhouses.

Sluggo Plus contains two powerful, naturally-occurring active ingredients: Iron Phosphate & Spinosad. Independent trials on earwigs, cutworm, slugs and snails have shown that it is fast and effective.

SAVE the DATE!

June 20th
Sloat's annual Solstice Sale
(All locations)

July 13, 14, 15
Sloat's annual
Pottery Sample Sale
(Kentfield location only)



Avocado & Cognac Yellow are the Pottery Colors of the Month for May & June 2008

Bring Hummingbirds & Butterflies into your garden



It's always lovely when hummingbirds and butterflies flitter about the garden. These intriguing visitors are a beautiful delight to watch from indoors and out. You can entice them to visit regularly by providing the plants and food that will meet their needs.

Butterflies

Some plants provide nectar for adult butterflies while others are food for caterpillars (which turn into butterflies). Don't worry; your plants will easily be able to outgrow any of the chewing that caterpillars cause. And you're in luck if you're behind on weeding; many weeds are beneficial food sources for caterpillars, like: tarweeds, dandelions, cudweeds, nettles, plantain, thistles, mallows and fennel.

Hummingbirds

Hummingbirds will call your garden home if you encourage them with nectar plants and a feeder. Nectar plants are the real draw for hummingbirds (and butterflies are attracted to many of them as well). In general, hummingbirds are attracted to tubular flowers (like foxglove) or flowers with nectar holding spurs (like columbine or nasturtium) and their favorite colors are red and orange. Hummingbirds will regularly visit a feeder once they know it is there. Be patient. You may have to move it once or twice before you find the best spot.



Hummingbird feeder
& food available at Sloat




Buddleja



Columbine

There are three predominant hummingbird species in the Bay Area: the Rufous, Anna's and Ruby Throat. The Ruby Throat may or may not migrate south in the winter. It is a myth that you should remove your feeder in the winter to "force" the hummingbirds to migrate to a warmer location. Migration is dependent on when plants sense seasonal changes in day length, NOT food. Your feeder is actually a salvation in late fall and winter when nectar plants have died back or stopped blooming.



Perennials, annuals, shrubs & vines to attract Hummingbirds & Butterflies

PERENNIALS and ANNUALS

Agastache
Aloe
Alstroemeria
Antirrhinum majus (Snapdragon)
Aquilegia sp. (Columbine)
Crocoshia
Delphinium sp.
Digitalis sp. (Foxglove)
Fuchsia sp.
Gladiolus
Heuchera
Impatiens sp. (especially balfouri)
Justicia (Shrimp Plant)
Kniphofia uvaria (Red Hot Poker)
Lantana
Leonotis (Lion Tail)
Lobelia sp.
Mimulus sp. (Monkeyflower)
Monarda (Bee Balm)
Nicotiana sp.
Penstemon sp. (Beardtongue)
Phlox sp.
Rosmarinus (Rosemary)
Salvia sp.
Zauschneria (California Fuchsia)

SHRUBS and VINES

Abelia grandiflora
Abutilon (Flowering Maple)
Arbutus unedo (Strawberry Tree)
Arctostaphylos sp. (Manzanita)
Buddleja (Butterfly Bush)
Callistemon sp. (Bottlebrush)
Campsis radicans (Trumpet Vine)
Ceanothus sp. (California Lilac)
Cestrum sp. (Jessamine)
Erica sp. (Heather)
Correa sp. (Australian Fuchsia)
Feijoa sellowiana (Pineapple Guava)
Grevillea sp.
Hibiscus sp.
Ipomoea sp. (Morning Glory Vine)
Lavandula (Lavender)
Ligustrum sp. (Privet)
Lonicera sp. (Honeysuckle)
Ribes sp. (Currant)
Syringa (Lilac)
Tecomeria capensis
(Cape Honeysuckle)
Vaccinium ovatum (Huckleberry)
Weigela florida



Attract butterflies & hummingbirds with:
(Clockwise from top left) Lantana, Foxglove,
Delphinium, Abutilon. All are routinely available at Sloat. Selections may vary.




Grow your own...

Ornamental plants are beautiful, but fruiting trees, shrubs and vines, as well as perennial and annual vegetables are all plants to befriend.

Whether you're landscaping a shrub border or redefining an existing portion of your flower beds, take your gardening plans one step further and think about beauty and serviceability by incorporating edible plants throughout your landscape. Edibles offer luscious harvests that will turn your containers and gardens into cornucopias of fresh, nutritious culinary treats (and they are beautiful, too!).

Growing food in the landscape can be as simple as



planting a tomato or as sophisticated as sustainable permaculture. (For additional details on permaculture, check out *Gaia's Garden*, available at select Sloat locations). Some ideas: Instead of planting rhododendrons, plant

blueberries. When looking for a climbing beauty, try a grape vine instead of jasmine. When planting flowers, have fun with edible flowers next to colorful chard and mixing in herbs with your greens. Get creative, Sloat gardeners! Color outside the lines!

Need help creating your edible landscape? Stop by any Sloat Garden Center with questions. We can help!

Basil Ga

Use as butter
steamed zucchini, or

1 sti
2 Tb. fin
1 tsp. fine
1/2 tsp. fi
1 large ga

Allow the butter to
together all ingredie
of parchment or wa
until firm. Can l



Whether you have a tiny rooftop plot or a serious chunk of dirt, *The Edible Garden* by Sunset Magazine is packed with practical advice for designing a horticultural haven that's as tasty as it is beautiful. This appealing text covers tried and true growing methods as well as more avant garde approaches to growing herb gardens, vegetable plots, fruit trees, edible flowers and more. Available at all Sloat Garden Centers.

E. B. Stone Tomato & Vegetable Food is formulated from natural organic ingredients for use throughout your vegetable garden as well as with soft fruits like strawberries. It will contribute to even plant growth without producing excessive foliage at the expense of fruit. The additional phosphorous helps to ensure high quality fruit and vegetable production. The calcium aids in preventing disorders like blossom end rot and helps to correct acidic soil conditions.

Interested in edible gardening but you just don't have the space? Check out the EarthBox, available at all Sloat Garden Centers. It's a container gardening system that's virtually maintenance free and more than doubles the yield of a conventional garden, using half the fertilizer and 40 percent the water. It's also portable, reusable, UV protected and recyclable.



Garlic Butter

For garlic bread, croutons,
simply tossed with egg noodles.

1 cup softened butter
1/2 cup finely chopped fresh basil
1/2 cup finely chopped fresh oregano
1/2 cup finely chopped fresh thyme
1/2 cup finely minced or pressed
garlic clove, minced or pressed

To soften for ease of preparation. Cream
butter. Spoon mixture onto a 12" x 12" sheet
of wax paper and form into block. Refrigerate
and can be used for up to 1 month refrigerated
or frozen up to 6 months.



*"It's difficult to think
anything but pleasant
thoughts while eating
a homegrown tomato."*
Lewis Grizzard



Fruit Salad

1 cup blueberries
1 cup apples, diced
1 Tb. mint, minced
1 lemon, juiced and strained
1 Tb Maple Syrup

Pick fruit from your edible garden.
Gently combine all ingredients in
a bowl. Enjoy!



Designing with edibles

Sloat Garden Center Design Department Manager Gloria Sanchez has suggestions for incorporating edibles into the landscape.

1. Give your plants a job in addition to providing food. Use citrus trees or blueberry shrubs as a privacy hedge for screening. Blackberries planted against a fence will be a deer deterrent.

2. Use edibles as low maintenance, drought tolerant landscape plants. Tuscan Blue rosemary can be used to create height and can add beautiful textural interest to the back of a drought tolerant border. Mix with edible lavender varieties such as L. Angustifolia Munstead or Hidcote, L. intermedia Provence or Grosso. You can also use herbs including Salvia officinalis and thyme for color, height and texture (Thymus vulgaris, Thymus citridorus). These are all good evergreen structural plants, and also edible.

3. Edible containers: Choose a beautiful pot and plant marigolds and chives for pretty summer flowers. Also try a fruit container by planting blueberry with strawberries. Artichokes are also beautiful flowering plants in containers.

Edible landscaping tip:

Interplant colorful chard, eggplants and peppers into sunny annual borders with marigolds, alyssum, snapdragons, nicotiana, petunias and salvias.



4. Plant a salad bowl: Try mixed lettuces in the foreground for color and texture mixed with flowers. Chard also has a great leaf and nice color. In an intermediate area it can add great color and texture and will look terrific with bright flowers. Chard works well in pockets between other plants where they can be changed out frequently. In cool areas chard works well year round.

Here's a recipe from The Edible Garden by Sunset Magazine: Try potting up chard with calibrichoa, underplanted with parsley.



Grow your Own seminars at Sloat!

Pruning/Culture of Citrus

Marie Miller shares how and when to prune citrus as well as feeding/care.

June 7-San Rafael, Sat., 10 am

June 11- Sloat Blvd., Wed., 6:30 pm

June 28- Miller ave., Sat., 10 am

Edible Containers

Jennie Strobel shows how to grow your own veggies with limited space.

May 24-San Rafael, Sat. 10 am

June 8-Danville, Sun. 10 am

June 15-Miller Ave., Sun. 10 am

Did you know...

Whenever possible, Sloat Garden Center sources plants locally...which means your plants have fewer miles to travel to get to you.

Companion Planting with vegetables

Companion planting is the practice of combining plants in ways that produce extra benefits for one or both. It is an aspect of IPM (Integrated Pest Management) and one of the keys to successfully growing vegetables and herbs organically.

The 3 Sisters planting in a Native American garden is a perfect example of companion planting. Corn, beans and squash are all interplanted. The beans use the corn stalks for support and shade the young ears from burning. The nitrogen fixed by the beans provides additional nutrition for the corn. The squash at the feet of the corn and beans receives the benefit of shaded soil so its roots stay cooler and moister and the beans repel squash vine borers. The squash, being a somewhat prickly vine, keeps varmints away from the ripening corn and beans!

For a list of other plants that are useful for companion planting, along with some of their attributes, visit

us online at www.sloatgardens.com

